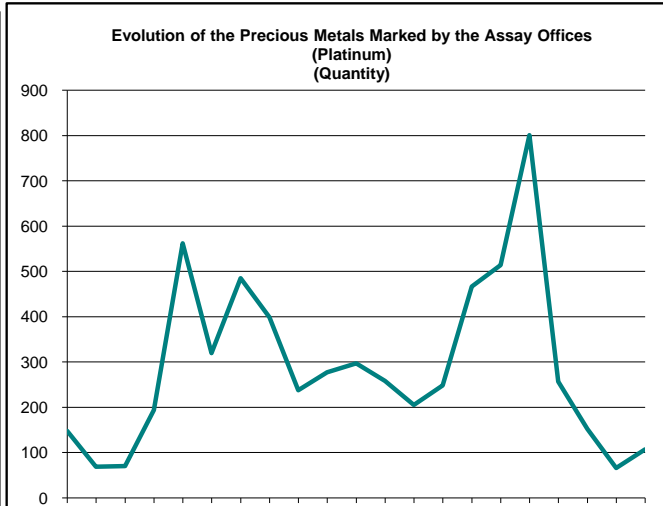
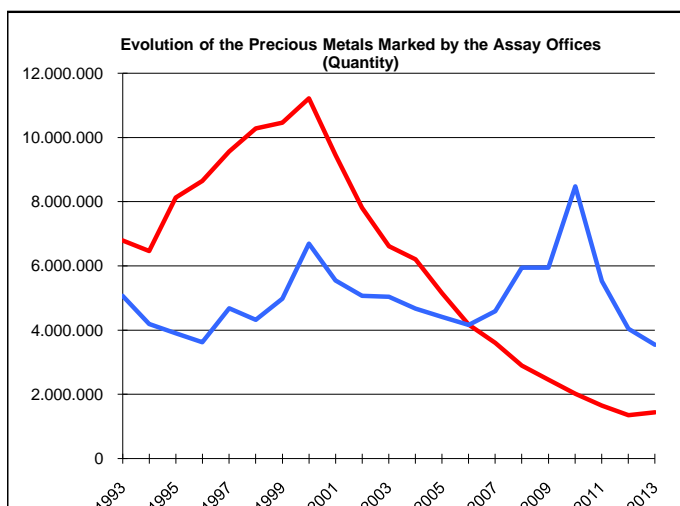
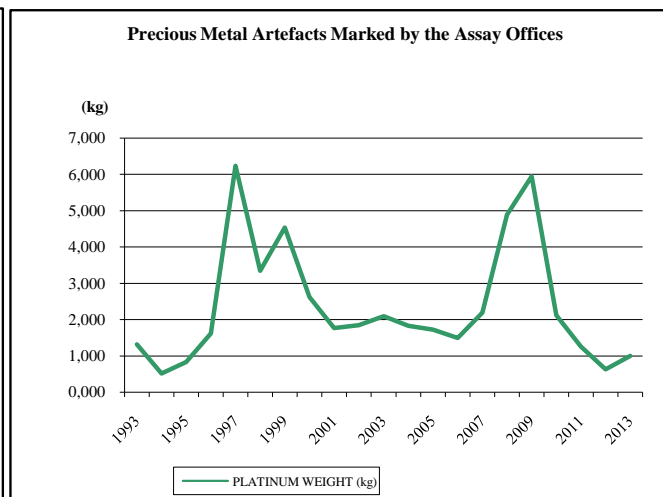
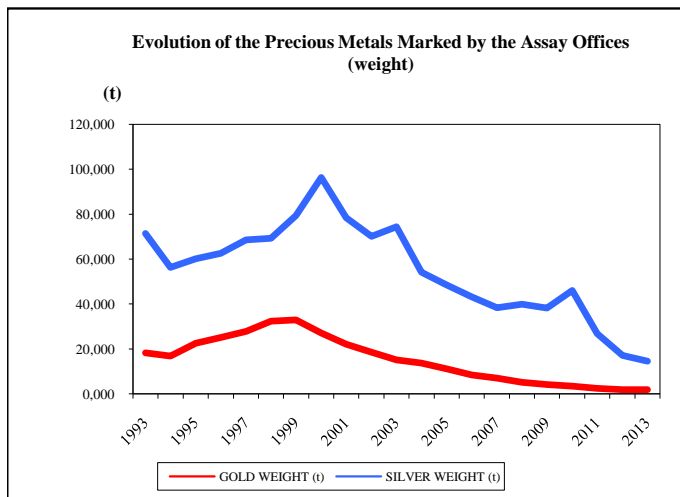


**PRECIOUS METAL PIECES MARKED BY THE
ASSAY OFFICES FOR THE INTERNAL MARKET**

	PLATINUM		GOLD		SILVER		TOTAL	
	QTY	WEIGHT (kg)	QTY	WEIGHT (t)	QTY	WEIGHT (t)	QTY	WEIGHT (t)
1993	148	1,316	6.794.364	18,318	5.073.251	71,440	11.867.763	89,758
1994	69	0,511	6.465.661	16,806	4.196.876	56,315	10.662.606	73,121
1995	70	0,826	8.123.128	22,629	3.906.881	60,229	12.030.079	82,858
1996	194	1,611	8.649.993	25,139	3.627.675	62,652	12.277.862	87,791
1997	562	6,235	9.558.265	27,822	4.677.998	68,612	14.236.825	96,434
1998	320	3,346	10.283.516	32,366	4.321.993	69,310	14.605.829	101,677
1999	485	4,535	10.464.445	33,000	4.984.505	79,445	15.449.435	112,445
2000	399	2,622	11.217.671	27,131	6.695.624	96,356	17.913.694	123,487
2001	238	1,764	9.456.753	22,154	5.546.075	78,383	15.003.066	100,537
2002	277	1,846	7.810.426	18,614	5.068.556	70,109	12.879.259	88,723
2003	297	2,090	6.609.906	15,111	5.038.123	74,348	11.648.326	89,460
2004	258	1,827	6.205.662	13,663	4.671.726	54,113	10.877.646	67,776
2005	205	1,717	5.151.165	11,182	4.408.373	48,503	9.559.743	59,685
2006	248	1,491	4.170.180	8,351	4.166.558	43,147	8.336.986	51,498
2007	467	2,188	3.605.762	6,986	4.593.432	38,427	8.199.661	45,413
2008	514	4,883	2.889.357	5,101	5.945.552	39,977	8.835.423	45,078
2009	801	5,948	2.456.333	4,158	5.943.056	38,172	8.400.190	42,330
2010	257	2,119	2.019.080	3,381	8.475.891	46,039	10.495.228	49,419
2011	152	1,252	1.647.076	2,370	5.528.821	26,862	7.176.049	29,232
2012	66	0,628	1.348.576	1,842	4.041.414	17,176	5.390.056	19,018
2013	107	0,996	1.437.480	1,855	3.546.477	14,576	4.984.064	16,431



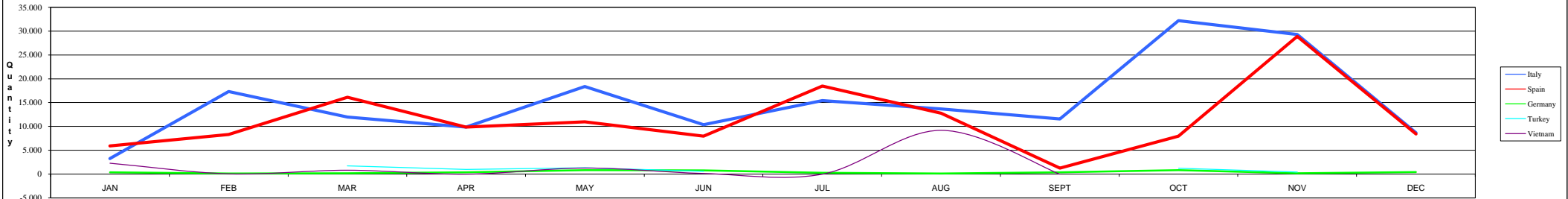
**PRECIOUS METAL PIECES MARKED BY THE
ASSAY OFFICES FOR THE INTERNAL MARKET**

	PLATINUM						GOLD						SILVER					
	National manufacturing		Import		TOTAL		National manufacturing		Import		TOTAL		National manufacturing		Import		TOTAL	
	QTY	WEIGHT (kg)	QTY	WEIGHT (kg)	QTY	Weight (Kg)	QTY	WEIGHT (Kg)	QTY	WEIGHT (Kg)	QTY	Weight (Kg)	QTY	WEIGHT (Kg)	QTY	WEIGHT (Kg)	QTY	Weight (Kg)
1993	114	0,82	34	0,50	148	1,32	6.075.148	14.839,52	719.216	3.478,97	6.794.364	18.318,50	4.164.934	62.807,60	908.317	8.632,05	5.073.251	71.439,65
1994	67	0,47	2	0,05	69	0,51	5.768.344	14.001,73	697.317	2.804,16	6.465.661	16.805,89	3.484.142	45.586,19	712.734	10.728,70	4.196.876	56.314,89
1995	53	0,42	17	0,41	70	0,83	7.008.519	18.550,48	1.114.609	4.078,43	8.123.128	22.628,91	3.205.417	52.516,58	701.464	7.712,43	3.906.881	60.229,01
1996	148	1,32	46	0,29	194	1,61	7.419.052	20.256,84	1.230.941	4.882,62	8.649.993	25.139,46	2.975.475	56.422,32	652.200	6.229,89	3.627.675	62.652,21
1997	448	6,23	114	1,24	562	7,47	8.050.842	22.395,12	1.507.423	5.426,55	9.558.265	27.821,67	2.718.401	52.559,87	1.959.597	16.051,82	4.677.998	68.611,69
1998	251	2,27	70	1,08	321	3,35	8.561.831	25.617,84	1.721.535	6.748,55	10.283.366	32.366,39	2.642.140	54.023,33	1.679.853	15.287,05	4.321.993	69.310,37
1999	222	2,31	263	2,22	485	4,54	8.383.796	25.310,65	2.080.659	7.689,49	10.464.455	33.000,15	2.817.819	59.833,24	2.166.686	19.612,06	4.984.505	79.445,30
2000	308	1,93	91	0,69	399	2,62	8.665.600	20.120,23	2.552.071	7.010,73	11.217.671	27.130,96	2.730.601	65.388,62	3.965.023	30.967,49	6.695.624	96.356,11
2001	169	1,37	69	0,39	238	1,76	7.192.769	16.585,18	2.263.984	5.568,38	9.456.753	22.153,57	2.833.649	55.976,25	2.712.426	22.406,69	5.546.075	78.382,94
2002	232	1,44	45	0,40	277	1,85	5.943.615	13.965,17	1.866.811	4.648,95	7.810.426	18.614,12	2.982.311	53.885,76	2.086.245	16.222,91	5.068.556	70.108,67
2003	249	1,71	48	0,38	297	2,09	5.112.879	11.570,27	1.497.027	3.540,78	6.609.906	15.111,05	3.237.996	61.245,25	1.800.127	13.103,21	5.038.123	74.348,46
2004	241	1,749	17	0,078	258	1,83	4.733.943	10.455,682	1.471.719	3.207,318	6.205.662	13.663,00	2.611.821	39.190,718	2.059.905	14.922,282	4.671.726	54.113,00
2005	171	0,996	34	0,722	205	1,72	3.802.813	8.293,411	1.348.352	2.888,160	5.151.165	11.181,57	2.247.601	33.526,785	2.160.772	14.976,222	4.408.373	48.503,01
2006	205	1,224	43	0,267	248	1,49	3.069.348	6.189,696	1.100.832	2.161,161	4.170.180	8.350,86	1.980.598	29.339,556	2.185.960	13.807,932	4.166.558	43.147,49
2007	232	1,550	238	0,639	470	2,19	2.668.025	5.137,809	937.853	1.847,971	3.605.878	6.985,78	1.929.639	22.766,867	2.663.973	15.660,099	4.593.612	38.426,97
2008	469	4,562	45	0,321	514	4,88	2.032.922	3.737,776	856.435	1.362,758	2.889.357	5.100,53	2.002.715	20.190,258	3.942.837	19.786,938	5.945.552	39.977,20
2009	690	4,330	111	1,618	801	5,95	1.797.924	3.213,011	658.409	944,766	2.456.333	4.157,78	2.416.348	20.791,367	3.526.708	17.380,925	5.943.056	38.172,29
2010	237	1,974	20	0,146	257	2,12	1.426.530	2.528,698	592.550	851,913	2.019.080	3.380,61	2.564.364	20.322,486	5.911.527	25.716,285	8.475.891	46.038,77
2011	82	0,711	70	0,541	152	1,25	1.141.630	1.838,308	505.446	531,692	1.647,076	2.370,00	2.079.417	13.412,476	3.449.404	13.449,524	5.528.821	26.862,00
2012	51	0,521	15	0,107	66	0,63	972.971	1.512,939	375.605	328,772	1.348.576	1.841,71	1.571.887	8.761,909	2.469.527	8.413,909	4.041.414	17.175,82
2013	77	0,625	30	0,371	107	1,00	1.066.248	1.519,151	371.232	336,011	1.437.480	1.855,16	1.405.445	7.890,100	2.141.032	6.686,040	3.546.477	14.576,14

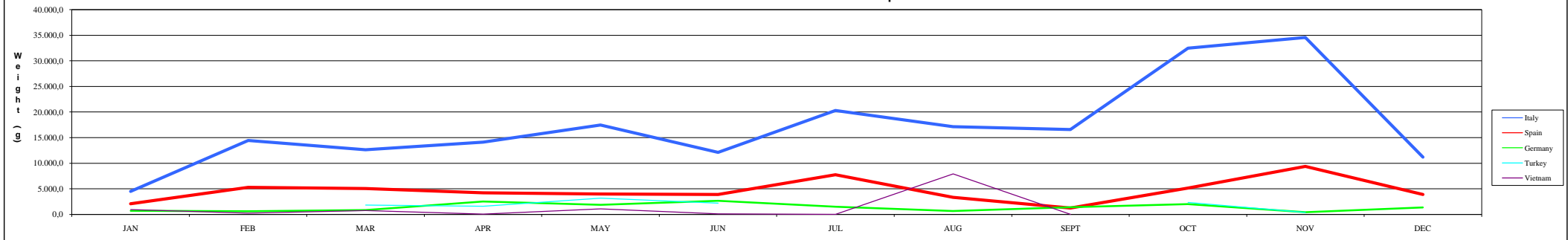
PROVENANCE OF THE IMPORTED JEWELLERY PIECES IN THE ASSAY OFFICES UNIT - 2013

	JAN		FEB		MAR		APR		MAY		JUN		JUL		AUG		SEPT		OCT		NOV		DEC		TOTAL		%	%	
	QTY	Weight (g)	QTY	Weight (g)	QTY	Weight (g)	QTY	Weight (g)	QTY	Weight (g)	QTY	Weight (g)	QTY	Weight (g)	QTY	Weight (g)	QTY	Weight (g)	QTY	Weight (g)	QTY	Weight (g)	QTY	Weight (g)	QTY	Weights			
Italy	3,247	4,495.7	17,348	14,443.3	11,976	12,617.9	9,869	14,140.9	18,371	17,462.5	10,372	12,143.6	15,429	20,290.4	13,684	17,127.5	11,560	16,581.9	32,219	32,494.0	29,300	34,590.5	8,657	11,193.6	182,032	207,581.8	49.0%	61.1%	
Spain	5,886	2,089.1	8,306	5,283.8	16,124	5,057.6	9,856	4,235.5	10,978	3,987.3	7,935	3,921.7	18,485	7,743.1	12,760	3,347.8	1,243	1,258.7	7,981	5,173.6	28,905	9,368.2	8,414	3,888.1	136,873	55,354.5	36.9%	16.3%	
Germany	370	705.9	153	622.5	186	829.6	381	2,547.7	831	1,889.1	791	2,674.6	272	1,508.1	135	656.7	404	1,432.9	827	2,020.4	200	426.5	410	1,381.3	4,960	16,695.3	1.3%	4.9%	
Turkey					1,758	1,842.4	979	1,600.4	1,327	3,181.1	595	2,183.4			386	560.6			1,259	2,334.5	416	373.2			6,720	12,075.6	1.8%	3.6%	
Vietnam	2,296	964.7	78	236.3	828	747.1	13	48.3	1,282	1,082.6	154	130.5	4	16.1	9,181	7,916.9	13	32.1	20	123.0					13,869	11,297.6	3.7%	3.3%	
Denmark	578	114.0	54	877.7	190	398.9	250	107.0		104.3	1,287	974.1	2,019	1,426.6	101	1,200.1	94	601.5	87	1,097.1	148	1,099.7	260	3,107.2	5,068	11,108.2	1.4%	3.3%	
France	532	352.6	1,573	845.1	1,030	633.6	1,023	554.1	1,585	1,390.4	880	463.2	1,207	960.2	908	685.9	1,585	871.0	815	657.0	1,028	1,243.1	1,712	1,354.0	13,878	10,010.2	3.7%	2.9%	
Thailand	348	614.8				248	582.0							547	1,310.9	207	520.2	36	146.5	260	447.0	405	1,058.7	43	125.2	2,094	4,805.3	0.6%	1.4%
Switzerland	94	693.1	22	21.5	76	461.7	67	376.9	20	93.4	30	179.8	161	843.0	16	116.6	59	614.7	42	298.0			78	537.3	665	4,236.0	0.2%	1.2%	
Brazil			95	356.9	184	501.2	3	1.3			36	31.9	228	430.4			287	602.5	97	153.8	125	345.2	115	252.9	1,170	2,676.1	0.3%	0.8%	
Greece			285	171.9	324	217.4	196	171.7	267	160.5	181	89.3	227	146.4	304	176.9	395	334.9	330	200.8			412	212.9	2,921	1,882.7	0.8%	0.6%	
China						126	73.7													135	716.6				261	790.3	0.1%	0.2%	
Hong Kong											14	26.6	45	120.2						69	84.9	94	361.6			222	593.3	0.1%	0.2%
United Kingdom									251	338.0															251	338.0	0.1%	0.1%	
Austria			218	108.9																					218	108.9	0.1%	0.0%	
USA						1	5.3				4	1.1			5	4.4			4	7.4			3	11.1	17	29.3	0.0%	0.0%	
Chile													2	14.9											2	14.9	0.0%	0.0%	
Dubai																	5	14.6							5	14.6	0.0%	0.0%	
Monaco					3	8.2																	3	2.9	6	11.1	0.0%	0.0%	
TOTAL	13,351	10,029.9	28,132	22,967.9	32,679	23,315.6	23,012	24,444.8	34,912	29,689.2	22,279	22,819.8	38,626	34,810.3	37,687	32,313.6	15,681	22,491.3	43,921	44,883.6	60,751	49,429.6	20,201	22,428.1	371,232	339,623.7	100.0%	100.0%	

Provenance of the Imported Pieces



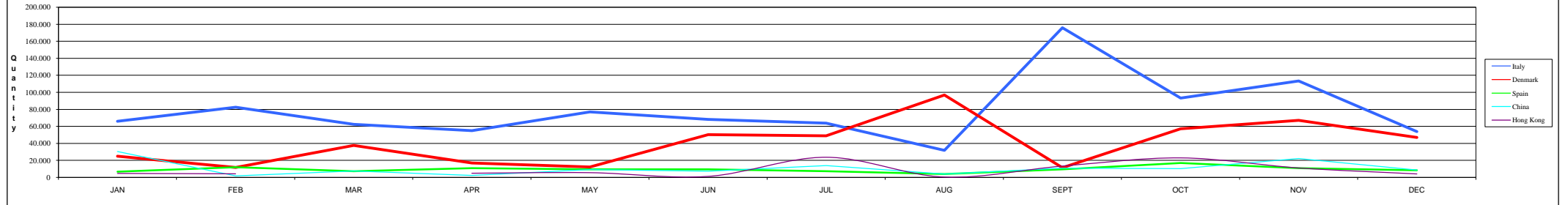
Provenance of the Imported Pieces



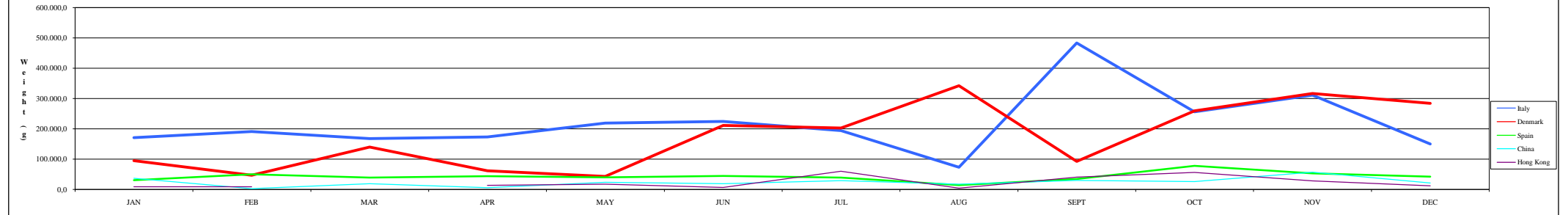
PROVENANCE OF THE IMPORTED JEWELLERY PIECES IN THE ASSAY OFFICES UNIT - 2013

	SILVER																													
	JAN		FEB		MAR		APR		MAY		JUN		JUL		AUG		SEPT		OCT		NOV		DEC		TOTAL		%	%		
	QTY	Weight (g)	QTY	Weight (g)	QTY	Weight (g)	QTY	Weight (g)	QTY	Weight (g)	QTY	Weight (g)	QTY	Weight (g)	QTY	Weight (g)	QTY	Weight (g)	QTY	Weight (g)	QTY	Weight (g)	QTY	Weight (g)	QTY	Weight (g)	QTY	Weights		
Italy	65.973	170.742,6	82.366	190.767,7	62.351	167.615,2	54.850	172.779,8	77.108	219.007,5	68.168	224.183,1	63.761	194.147,3	31.824	73.049,3	175.830	483.500,6	93.332	255.979,1	113.381	310.900,0	53.807	150.175,3	942.751	2.612.847,5	44,0%	39,1%		
Denmark	24.821	95.346,0	11.833	47.496,2	37.708	140.291,0	16.959	61.771,7	12.326	43.343,8	50.215	211.967,4	49.045	202.979,9	96.920	342.662,7	11.434	92.991,0	57.228	259.536,9	67.100	316.974,4	46.958	284.758,5	482.547	2.100.119,5	22,5%	31,4%		
Spain	6.696	30.541,6	12.041	50.286,9	7.408	38.771,2	11.117	43.695,7	9.588	40.135,4	9.579	44.684,7	7.478	39.024,9	4.030	14.324,4	9.624	34.738,1	17.099	77.896,6	11.083	52.875,9	8.402	42.291,3	114.145	509.266,7	5,3%	7,6%		
China	30.645	36.947,2	1.888	2.993,9	7.657	19.143,6	2.468	6.252,3	9.272	23.967,6	7.340	19.172,9	14.144	29.197,0	4.133	17.705,6	11.106	30.113,9	10.345	25.801,8	22.282	56.826,1	8.843	21.589,3	130.123	289.711,2	6,1%	4,3%		
Hong Kong	4.843	8.539,6	4.370	8.602,1			5.034	13.448,0	5.703	17.575,0	1.385	6.673,0	23.644	59.919,7	593	4.006,0	13.391	40.546,5	22.907	56.195,3	11.168	28.143,2	4.227	11.443,6	97.265	255.092,0	4,5%	3,8%		
Turkey	7.067	9.732,1	8.950	48.028,2	2.976	6.689,7	6.144	12.777,8	2.020	4.991,0	3.568	14.525,6	8.310	25.453,6	733	4.399,4	12.381	12.861,1	9.505	17.158,5	6.143	23.906,8	8.993	28.592,5	76.790	209.116,3	3,6%	3,1%		
Thailand	33.816	12.107,3	399	278,5	10.541	32.017,6	5.623	16.756,3	6.755	21.683,3	6.694	21.348,6	5.899	12.944,7	8.540	19.081,6	3.360	9.589,2	13.493	32.855,4	4.840	10.310,7	6.299	14.221,8	106.259	203.195,0	5,0%	3,0%		
India	8.879	18.664,5	6.496	5.667,4	880	1.257,2	4.187	7.084,8	3.144	7.960,5	7.791	8.290,0	3.245	7.678,4	246	434,4	2.411	4.067,4	21.576	47.405,3	15.370	52.585,5	12.217	37.258,0	86.442	198.353,4	4,0%	3,0%		
Germany	537	2.585,8	181	910,4	1.726	7.806,1	1.933	5.348,3	290	705,3	1.436	7.978,3	706	2.816,3	358	1.861,7	1.629	7.158,0	5.519	30.363,5	700	2.991,5	289	1.823,5	15.304	72.348,7	0,7%	1,1%		
Vietnam	3.936	9.151,0	392	1.113,0	8	46,3	5.091	8.579,0	7.571	13.723,6	3.181	7.581,7	13.373	24.352,4	913	3.510,5					1.414	3.626,2	32	143,2	35.911	71.826,9	1,7%	1,1%		
Netherlands	1.022	2.995,2	1.690	6.075,3	464	2.925,0			673	3.232,5	727	1.611,9	1.753	5.512,6	85	489,4	2.704	7.779,4	2.818	8.924,3	47	310,5	907	4.117,5	12.890	43.973,6	0,6%	0,7%		
France	738	1.062,1	935	2.015,5	921	1.401,8	2.735	7.530,9	892	2.059,8	3.052	8.992,1	576	1.608,8	258	428,4	978	2.038,2	413	787,5	2.806	8.512,4	2.321	6.306,1	16.625	42.743,6	0,8%	0,6%		
Mexico					4.717	15.235,2					3.034	12.427,8			3.196	12.739,2									10.947	40.402,2	0,5%	0,6%		
Greece	79	163,0	282	622,6	2.380	3.366,3	2.393	4.267,8	54	332,9	430	2.787,4	416	1.661,7	2	18,4	202	1.013,6	15	201,8	12	545,4			6.265	14.980,9	0,3%	0,2%		
Indonesia	962	3.685,7							579	2.905,2	755	1.733,7					830	3.500,0	616	1.701,5					3.742	13.526,1	0,2%	0,2%		
United Kingdom				654	1.699,3						250	309,9											721	1.598,1	94	253,3	1.719	3.860,6	0,1%	0,1%
Switzerland				3	21,4	10	73,8	195	840,7			1	14,2				23	162,4	23	75,5			13	80,0	268	1.268,0	0,0%	0,0%		
Austria				61	333,0	55	319,8	5	25,3	102	536,1	1	1,6	2	8,6										226	1.224,4	0,0%	0,0%		
USA	2	5,9								1	5,6	1	1,0										1	0,7	343	1.001,2	348	1.014,4	0,0%	0,0%
Cyprus										96	176,5															243	376,3	0,0%	0,0%	
Brazil				9	17,8					10	34,0			26	51,2											84	259,7	0,0%	0,0%	
Norway																										38	250,2	0,0%	0,0%	
Poland																	70	215,0								70	215,0	0,0%	0,0%	
Sweden																			24	53,0						24	53,0	0,0%	0,0%	
Canada																								6	14,7	6	14,7	0,0%	0,0%	
TOTAL	190.016	402.269,6	131.823	364.857,7	140.464	438.637,7	118.599	360.686,0	136.185	402.523,4	167.804	594.986,3	192.379	607.365,3	151.903	494.934,6	245.927	730.112,4	255.112	815.487,1	257.068	870.107,4	153.752	604.072,4	2.141.032	6.686.039,9	100,0%	100,0%		

Provenance of the Imported Pieces



Provenance of the Imported Pieces



PROVENANCE OF THE IMPORTED JEWELLERY PIECES IN THE ASSAY OFFICES DEPARTMENT - 2013

	JAN		FEB		MAR		APR		MAY		JUN		JUL		AUG		SEPT		OCT		NOV		DEC		TOTAL		%	%
	QTY	Weight (g)	QTY	Weight (g)	QTY	Weight (g)	QTY	Weight (g)	QTY	Weight (g)	QTY	Weight (g)	QTY	Weight (g)	QTY	Weight (g)	QTY	Weight (g)	QTY	Weight (g)	QTY	Weight (g)	QTY	Weight (g)	QTY	Weights		
Germany			5	36,1	2	14,1	2	27,3	4	45,6	1	6,5			1	18,2	6	100,4					2	48,9	23	297,1	76,7%	80,1%
Italy					1	37,0																			1	37,0	3,3%	10,0%
Switzerland	2	10,0							2	6,0															4	16,0	13,3%	4,3%
China																					1	11,1			1	11,1	3,3%	3,0%
Australia											1	9,8													1	9,8	3,3%	2,6%
TOTAL	2	10,0	5	36,1	3	51,1	2	27,3	6	51,6	2	16,3	0	0,0	1	18,2	6	100,4	0	0,0	1	11,1	2	48,9	30	371,0	100,0%	100,0%

